

## 8441 Multi-Conductor - Audio, Control and Instrumentation Cable



### Description:

Overall braid, 22 AWG stranded (7x30) TC conductors, PVC insulation, twisted pair, polyester tape + TC braid shield (86% coverage), stranded TC drain wire, PVC jacket.

### Physical Characteristics (Overall)

#### Conductor

##### AWG:

# Pairs	AWG	Stranding	Conductor Material
1	22	7x30	TC - Tinned Copper

#### Insulation

##### Insulation Material:

Insulation Material	Wall Thickness (in.)
PVC - Polyvinyl Chloride	.015

#### Outer Shield

##### Outer Shield Material:

Type	Outer Shield Material	Coverage (%)
Braid	TC - Tinned Copper	86

##### Outer Shield Drain Wire AWG:

AWG	Stranding	Drain Wire	Conductor Material
22	19x34	TC - Tinned Copper	

#### Outer Jacket

##### Outer Jacket Material:

Outer Jacket Material	Nom. Wall Thickness (in.)
PVC - Polyvinyl Chloride	.025

#### Overall Cabling

Overall Cabling Separator Material: Polyester Tape

Overall Nominal Diameter: 0.194 in.

#### Pair

##### Pair Color Code Chart:

Number	Color
1	Black & Red

##### Pair Lay Length & Direction:

Lay Length (in.)	Twists/ft. (twist/ft)
2.000	6.000

### Mechanical Characteristics (Overall)

Operating Temperature Range: -20°C To +80°C

UL Temperature Rating: 80°C (UL AWM Style 2095)

Bulk Cable Weight: 23.600 lbs/1000 ft.

Max. Recommended Pulling Tension: 49 lbs.

Min. Bend Radius (Install)/Minor Axis: 2 in.

## 8441 Multi-Conductor - Audio, Control and Instrumentation Cable

### Applicable Specifications and Agency Compliance (Overall)

#### Applicable Standards & Environmental Programs

NEC/(UL) Specification:	CMG
CEC/C(UL) Specification:	CMG
AWM Specification:	UL Style 2095 (300 V 80°C)
EU CE Mark:	Yes
EU Directive 2000/53/EC (ELV):	Yes
EU Directive 2002/95/EC (RoHS):	Yes
EU RoHS Compliance Date (mm/dd/yyyy):	04/01/2005
EU Directive 2002/96/EC (WEEE):	Yes
EU Directive 2003/11/EC (BFR):	Yes
CA Prop 65 (CJ for Wire & Cable):	Yes
MII Order #39 (China RoHS):	Yes

#### Flame Test

UL Flame Test:	UL1685 FT4 Loading
----------------	--------------------

#### Plenum/Non-Plenum

Plenum (Y/N):	No
---------------	----

### Electrical Characteristics (Overall)

#### Nom. Characteristic Impedance:

Impedance (Ohm)
45

#### Nom. Inductance:

Inductance (µH/ft)
0.20

#### Nom. Capacitance Conductor to Conductor:

Capacitance (pF/ft)
49

#### Nom. Capacitance Cond. to Other Conductor & Shield:

Capacitance (pF/ft)
86

#### Nom. Conductor DC Resistance:

DCR @ 20°C (Ohm/1000 ft)
16.5

#### Nominal Outer Shield DC Resistance:

DCR @ 20°C (Ohm/1000 ft)
5

#### Max. Operating Voltage - UL:

Voltage
300 V RMS (UL AWM Style 2095)

#### Max. Recommended Current:

Current
2.9 Amps per conductor @ 25°C

### Put Ups and Colors:

Item #	Putup	Ship Weight	Color	Notes	Item Desc
8441 010U1000	1,000 FT	27.000 LB	BLACK		2 #22 PVC SH PVC
8441 010U500	500 FT	14.000 LB	BLACK		2 #22 PVC SH PVC

## 8441 Multi-Conductor - Audio, Control and Instrumentation Cable

8441 010100	100 FT	3.300 LB	BLACK		2 #22 PVC SH PVC
8441 0101000	1,000 FT	27.000 LB	BLACK	C	2 #22 PVC SH PVC
8441 010500	500 FT	14.000 LB	BLACK	C	2 #22 PVC SH PVC

**Notes:**

C = CRATE REEL PUT-UP.


# Combination Unshielded and Braid Shield and Overall Braid Shield

Audio, Control and Instrumentation Cables

Description	Part No.	UL NEC/ C(UL) CEC Type	No. of Pairs	Color Code	Standard Lengths		Standard Unit Weight		Insulation Thickness		Jacket Thickness		Nominal OD		Nominal Capacitance			
					Ft.	m	Lbs.	kg	Inch	mm	Inch	mm	Inch	mm	* pF/ Ft.	* pF/ m	** pF/ Ft.	** pF/ m

**Combination • 22 AWG** Stranded (7x30) TC Conductors • Conductors Cabled • TC Braid Shield Over One Pair (62% Coverage)

**Polyethylene Insulation • Chrome PVC Jacket**

	<b>8732</b>	NEC: 2: Black, CM (1) Shld Clear	2: Black, (1) Shld Clear	500 152.4 17.5 7.9 U-1000 U-304.8 37.0 16.8 1000 304.8 39.0 17.7	.020 .51 .030 .76	.206 5.23 x x .332 8.43	21 69 37 121	21 69 37 121	21 69 37 121	21 69 37 121	21 69 37 121	21 69 37 121	21 69 37 121	21 69 37 121	21 69 37 121	21 69 37 121	21 69 37 121	21 69 37 121
		CEC: (1) Unshld																
		CM																
		CM																

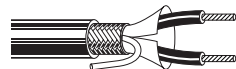
**Overall Braid • 22 AWG** Solid TC Conductors • Twisted Pair • Polyester Tape + TC Braid Shield (88% Coverage) • 22 AWG Solid TC Drain Wire

**PVC Insulation • Black PVC Jacket**

	<b>8437</b>	NEC: 1 Black, CMG Red	1 Black, Red	1000 304.8 25.0 11.4 U-500 U-152.4 14.0 6.4 500 152.4 14.0 6.4 1000 304.8 27.0 12.3	.015 .38 .025 .64 .210 5.33	.48 157 85 279	.48 157 85 279	.48 157 85 279	.48 157 85 279	.48 157 85 279	.48 157 85 279	.48 157 85 279	.48 157 85 279	.48 157 85 279	.48 157 85 279	.48 157 85 279	.48 157 85 279	.48 157 85 279
		CEC: CMG FT4																
		CMG FT4																
		CMG FT4																


**Overall Braid • 22 AWG** Stranded (7x30) TC Conductors • Twisted Pair • Polyester Tape + TC Braid Shield (86% Coverage) • Stranded TC Drain Wire

**PVC Insulation • Black PVC Jacket**

	<b>8441</b>	NEC: 1 Black, CMG Red	1 Black, Red	100 30.5 3.6 1.6 U-500 U-152.4 14.0 6.4 500 152.4 14.0 6.4 1000 304.8 27.0 12.3	.015 .38 .025 .64 .210 5.33	.49 161 86 282	.49 161 86 282	.49 161 86 282	.49 161 86 282	.49 161 86 282	.49 161 86 282	.49 161 86 282	.49 161 86 282	.49 161 86 282	.49 161 86 282	.49 161 86 282	.49 161 86 282	.49 161 86 282
		CEC: CMG FT4																
		CMG FT4																
		CMG FT4																

**Overall Braid • 18 AWG** Stranded (16x30) Tinned Copper Conductors • Twisted Pair • Separator + TC Braid Shield (73% Coverage)

**Rubber Insulation • Chrome PVC Jacket**

	<b>8208</b>	1 Red, White	1 Red, White	100 30.5 4.7 2.1 U-500 U-152.4 21.5 9.8 500 152.4 20.0 9.1 U-1000 U-304.8 42.0 19.1 1000 304.8 43.0 19.5	.022 .56 .025 .64 .257 6.53	.46 151 77 253	.46 151 77 253	.46 151 77 253	.46 151 77 253	.46 151 77 253	.46 151 77 253	.46 151 77 253	.46 151 77 253	.46 151 77 253	.46 151 77 253	.46 151 77 253	.46 151 77 253	.46 151 77 253	
																			CEC: CMG FT4
																			CMG FT4
																			CMG FT4

TC = Tinned Copper

\*Capacitance between conductors.

\*\*Capacitance between one conductor and other conductors connected to shield.